




1



1. Make a handle by gluing 4 craft sticks around 2 cubes

2




2. Tie and glue about 12" of string onto the handle. Tie a loop on the other end

3




3. Begin the launcher. Make sure to not glue the cubes at the very ends of the sticks

4




4. Glue half pieces of craft sticks to finish the launcher

5




5. Attach a cable tie to the middle of a dowel piece. Put 2-8 wheels onto the dowel. If they slide around, then apply glue or tape

6



6. Loop the string onto the cut cable tie, and wind it up around the spinner

7



7. To launch: Hold the launcher upright. Quickly pull down on the handle. Let the spinner fall to the floor